

Exposition of proposal for Addendum phase wef 1 April 2010 - Version 6 - updated on 14 July 2010

THIS EXPOSITION IS FOR ILLUSTRATIVE PURPOSES - IT DOES NOT FORM PART OF PHSDSBC RESOLUTION 1 OF 2010

Medical Officer

Arrows show translation methodology

Existing scales

Proposed scales

Medical Intern

253,998
257,808

No Translation

Medical Practitioner (Conserv)

340,557

No Translation

Medical Practitioner

Grade 1

405,333
417,582
430,206
443,208
456,606

Proposed

423,846
430,206
436,656
443,208
449,656
456,606

Grade 1

Grade 2

470,406
484,623
499,269
514,359
529,905

484,623
491,682
499,269
506,757
514,359
522,072
529,905

Grade 2

Grade 3

554,109
562,422
570,858
579,420
588,114
596,934
605,886
614,976
624,198
633,561
643,065
652,710
662,502

562,422
570,858
579,420
588,114
596,934
605,886
614,976
624,198
633,561
643,065
652,710
662,502
672,438
682,527
692,763
703,155

Grade 3

Additional notches

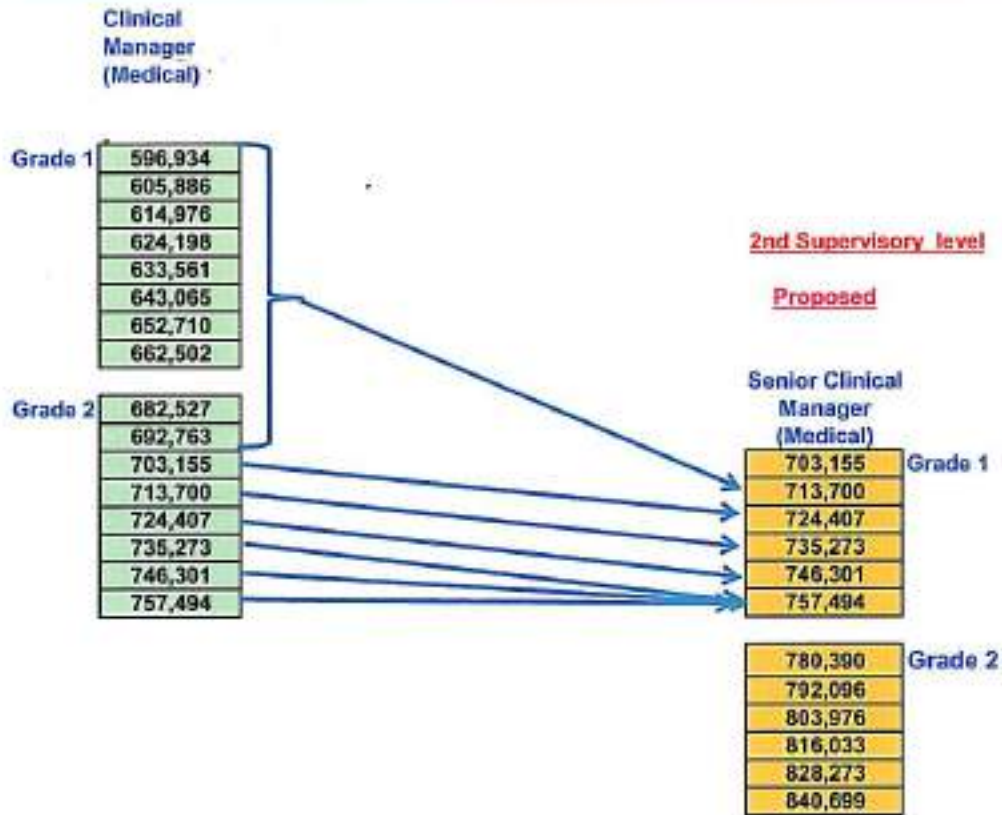
Clinical
Manager
(Medical)
App: 8 years

1st Supervisory level

Proposed

Grade	Current Salary	Proposed Salary
Grade 1	596,934	605,886
	605,886	614,976
	614,976	624,198
	624,198	633,561
	633,561	643,065
	643,065	652,710
	652,710	662,502
Grade 2	662,502	672,438
	682,527	692,763
	692,763	703,155
	703,155	713,700
	713,700	724,407
	724,407	735,273
	735,273	746,301
746,301	757,494	
757,494		

Clinical Managers (Medical), who were Chief Medical Officers pre-OSD, and who occupied a post where it was required to formally supervise more than one post of Chief Medical Officer (pre-OSD) and who meet the prescribed requirements, are eligible for translation to the new OSD post



Dentist

Dentist
(Comserv)

340,557

No Translation

Dentist

Production level

Grade 1

381,900

393,444

405,333

417,582

430,206

443,208

456,606

Proposed

411,411

417,582

423,846

430,206

436,656

443,208

449,656

456,606

Grade 1

Grade 2

470,406

484,623

499,269

514,359

529,905

484,623

491,892

499,269

506,757

514,359

522,072

529,905

Grade 2

Grade 3

554,109

562,422

570,858

579,420

588,114

596,934

605,886

614,976

624,198

633,561

643,065

652,710

662,502

562,422

570,858

579,420

588,114

596,934

605,886

614,976

624,198

633,561

643,065

652,710

662,502

672,438

682,527

692,763

703,155

Grade 3

Additional notches

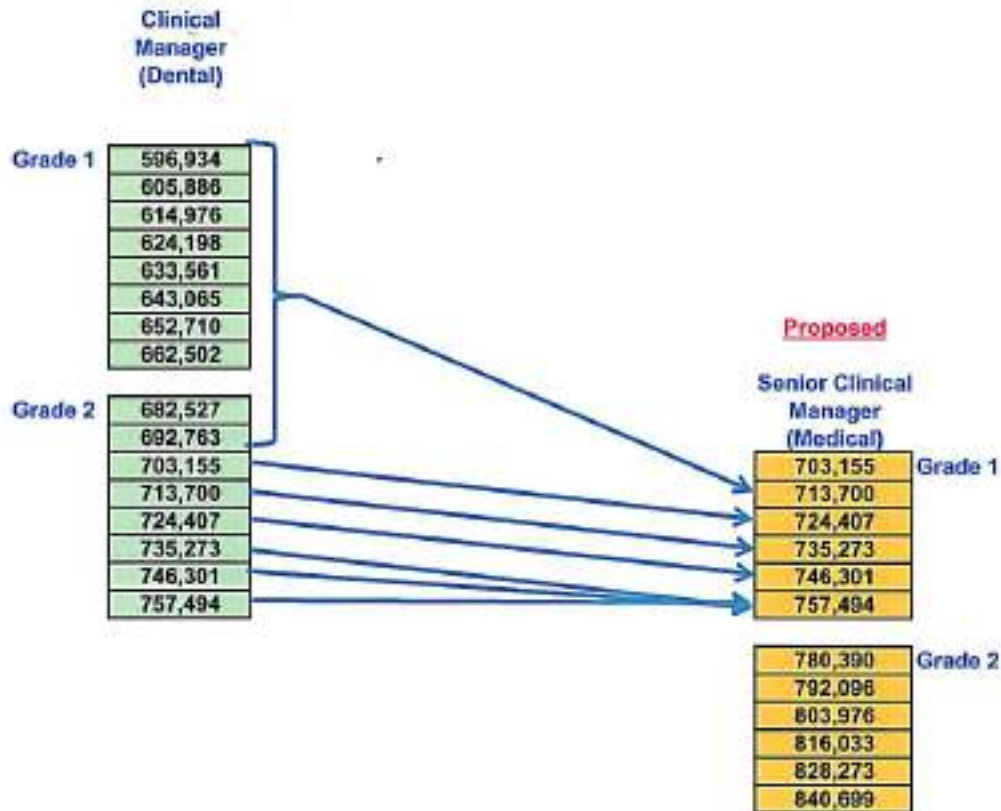
1st Supervisory level

Clinical Manager (Dental)
App: 6 years

Proposed

Grade	Current Salary	Proposed Salary	Grade
Grade 1	596,934	605,886	Grade 1
	605,886	614,976	
	614,976	624,198	
	624,198	633,561	
	633,561	643,065	
	643,065	652,710	
	652,710	662,502	
	662,502	672,438	
Grade 2	682,527	692,763	Grade 2
	692,763	703,155	
	703,155	713,700	
	713,700	724,407	
	724,407	735,273	
	735,273	746,301	
	746,301	757,494	
	757,494		

Clinical Managers (Dental), who were Chief Dentists pre-OSD, and who occupied a post where it was required to formally supervise more than one post of Chief Dentist (pre-OSD) and who meet the prescribed requirements, are eligible for translation to the new OSD post



Specialist

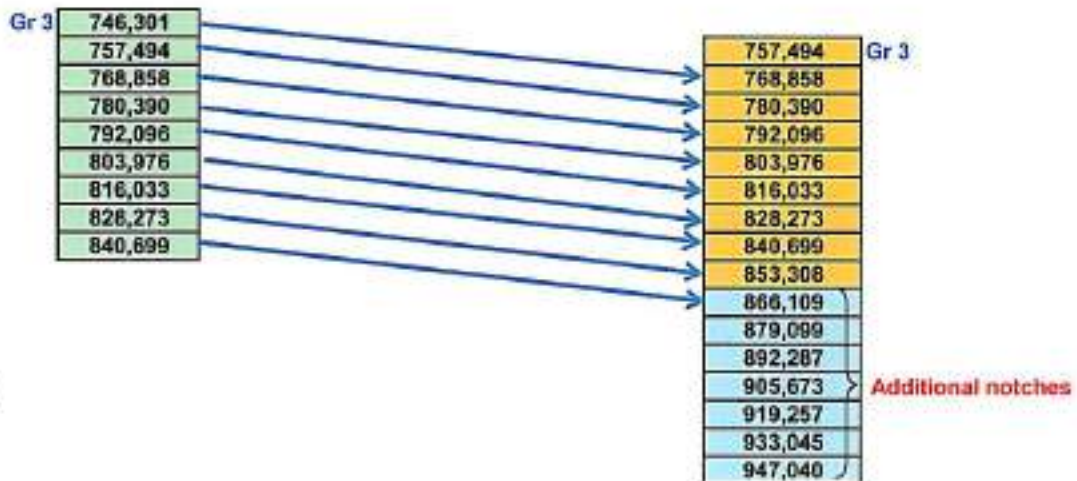

Registrar (Medical)
Registrar (Dental)

(incl Com.
Overtime)

423,846
430,206
436,656
443,208

No Translation

Medical Specialist
Dental Specialist
(General Specialty)



Snr Registrar (Medical)
Snr Registrar (Dental)

554,109	→	Proposed	570,858
562,422			579,420
570,858			588,114
579,420			596,934

Medical Specialist
Dental Specialist
(Sub-specialty)

Grade 1	643,065	→	Proposed	Grade 1
	652,710			
	662,502			
	672,438			
	682,527			
				662,502
				672,438
				682,527
				692,763
				703,155

Grade 2	746,301	→	Grade 2
	757,494		
	768,858		
	780,390		
	792,096		
			757,494
			768,858
			780,390
			792,096
			803,976

Grade 3	816,033	→	Grade 3
	828,273		
	840,699		
	853,308		
	866,109		
	879,099		
	892,267		
	905,673		
			828,273
			840,699
			853,308
			866,109
			879,099
			892,267
			905,673
			919,257
			933,045
			947,040

Additional notches

Head: Clinical Unit
App: 7 years

Grade 1	892,287
	905,673
	919,257
	933,045
	947,040

No Translation

Grade 2	975,666
	990,300
	1,005,153
	1,020,231
	1,035,534
	1,051,068
1,066,833	

Head: Clinical Department
App: 9 years

Grade 1	1,115,565
	1,132,299
	1,149,285
	1,166,523
	1,184,019

No Translation

Grade 2	1,219,809
	1,238,106
	1,256,679
	1,275,528
	1,294,662

Stomatologist and Clinical Pharmacologist

Stomatologist
Clinical Pharmacologist

Gr 1	554,109	→	Proposed	
	582,422		570,858	Gr 1
	570,858		579,420	
	579,420		588,114	
	588,114		596,934	
588,114	605,886			

Gr 2	643,065	→	652,710	Gr 2
	652,710		662,502	
	662,502		672,438	
	672,438		682,527	
	682,527		692,763	

Gr 3	746,301	→	757,494	Gr 3
	757,494		768,858	
	768,858		780,390	
	780,390		792,096	
	792,096		803,976	
	803,976		816,033	
	816,033		828,273	
	828,273		840,699	
	840,699		853,308	
			866,109	
	879,099		879,099	
	892,287		892,287	
	905,673		905,673	
	919,257		919,257	
	933,045		933,045	
	947,040		947,040	

New OSD posts (levels) wef 1 Apr 2010

NONE

Head: Clinical Unit (Clinical Pharmacology)/(Stomatology)

892,287	Gr 1
905,673	
919,257	
933,045	
947,040	

975,666	Gr 2
990,300	
1,005,153	
1,020,231	
1,035,534	
1,051,068	
1,066,833	

New OSD posts (levels) wef 1 Apr 2010

NONE

Head: Clinical Department (Clinical Pharmacology)/(Stomatology)

1,115,565	Gr 1
1,132,299	
1,149,285	
1,166,523	
1,184,019	

1,219,809	Gr 2
1,238,106	
1,256,679	
1,275,528	
1,294,662	

Non-clinical Medical & Dental Management

Asst Man. Medical Services
Asst Man. Dental Services

The OSD post (work level) Asst Manager: Medical/Dental Services is abolished, and incumbents are translated to the OSD post (work levels) Medical Manager: Medical/Dental Services

430,206
436,656
443,208
449,856
456,606
463,452
470,406
477,462
484,623
491,892

Manager Medical Services
Manager Dental Services

506,757
514,359
522,072
529,905
537,855
545,922
554,109
562,422
570,858
579,420
588,114

Manager Medical Services
Manager Dental Services

Proposed

605,886	Grade 1
614,976	
624,198	
633,561	
643,065	
652,710	
662,502	
672,438	

682,763	Grade 2
703,155	
713,700	
724,407	
735,273	
746,301	
757,494	
768,858	
780,390	
792,096	

Snr Man. Medical Services
Snr Man. Dental Services

App: 10 Yrs

	<u>Proposed</u>
746,301	780,390
757,494	792,096
768,858	803,976
780,390	816,033
792,096	828,273
803,976	840,699
816,033	853,308
828,273	866,109
840,699	879,099
853,308	892,287
866,109	905,673
879,099	919,257
892,287	933,045
	947,040

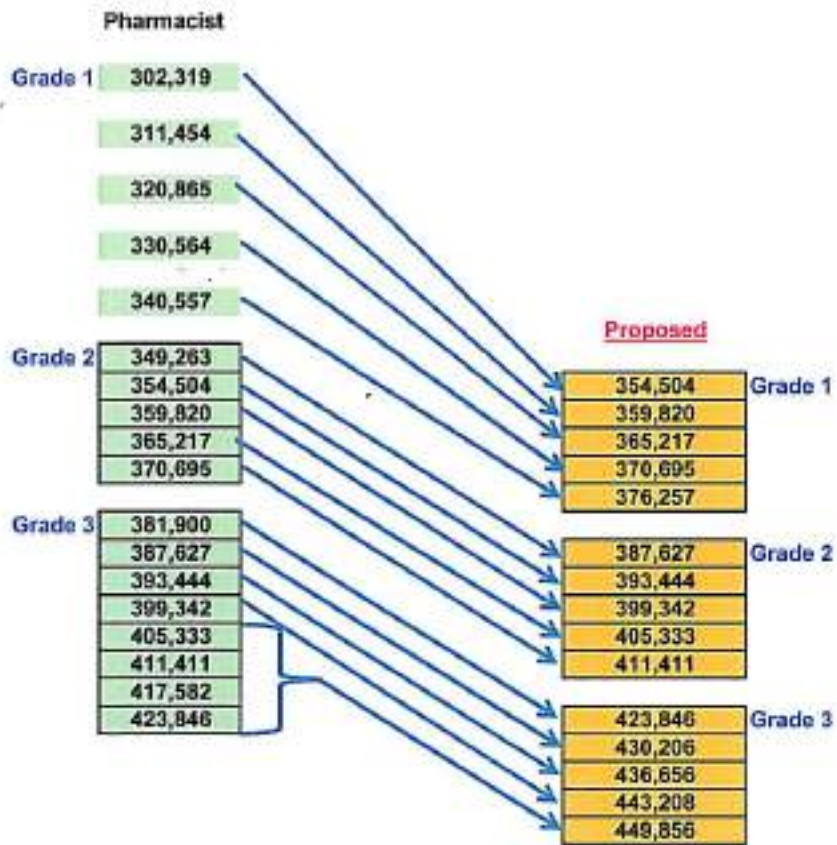
General Man. Medical Services
General Man. Dental Services

12 Yrs

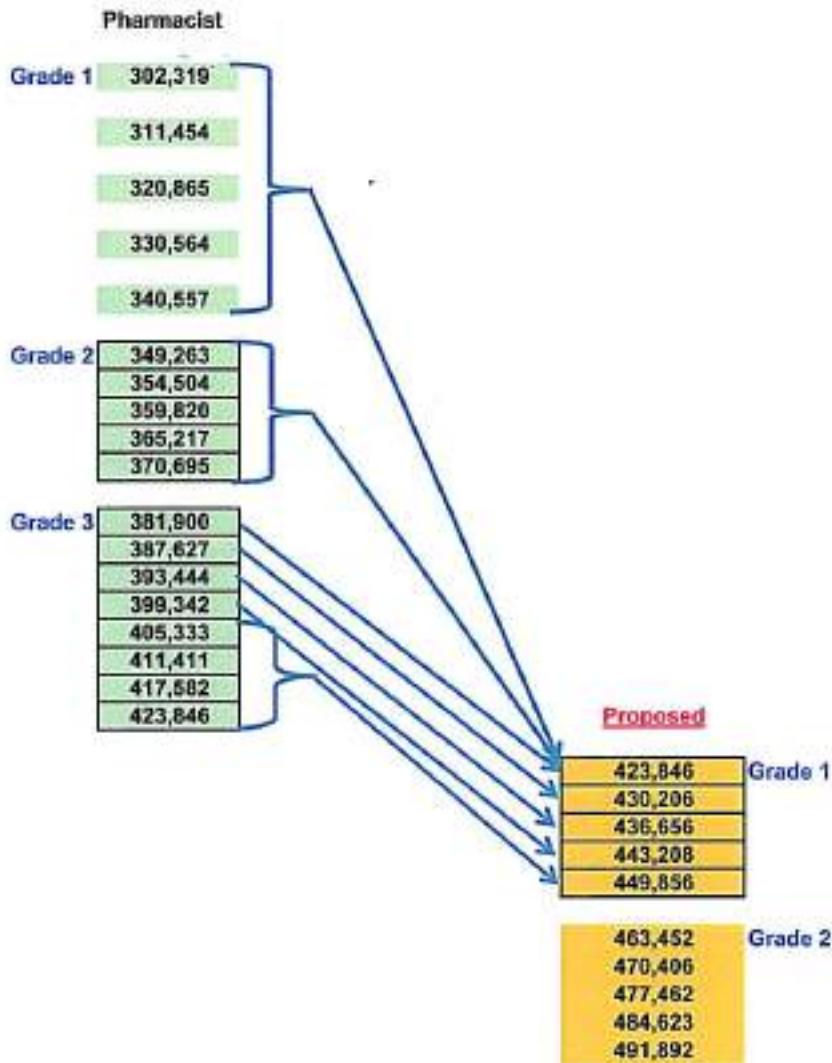
	<u>Proposed</u>
905,673	933,045
919,257	947,040
933,045	961,248
947,040	975,666
961,248	990,300
975,666	1,005,153
990,300	1,020,231
1,005,153	1,035,534
1,020,231	1,051,068
1,035,534	1,066,833
1,051,068	1,082,835
1,066,833	1,099,077
1,082,835	1,115,565
1,099,077	

Pharmacist

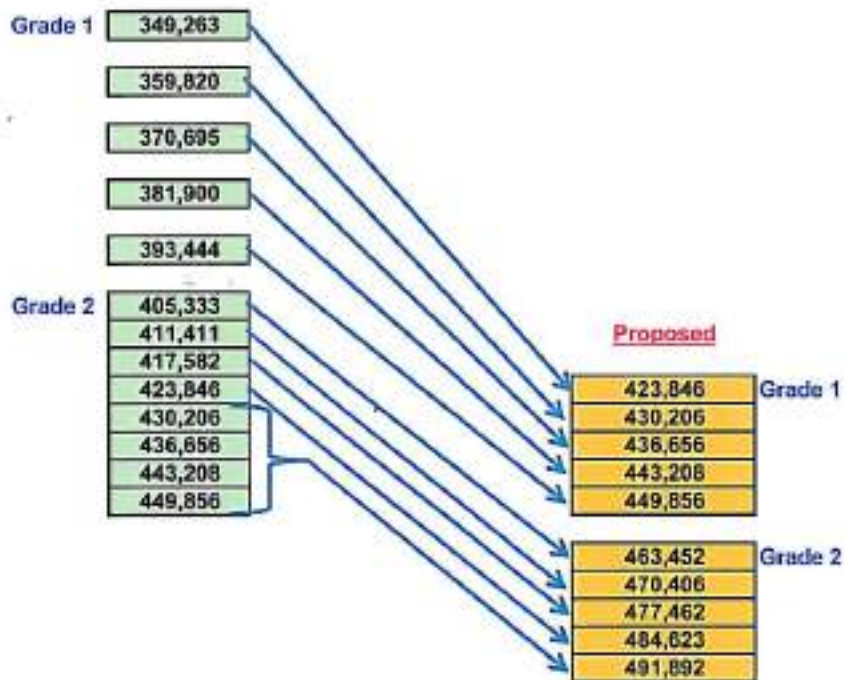
General Pharmacy stream



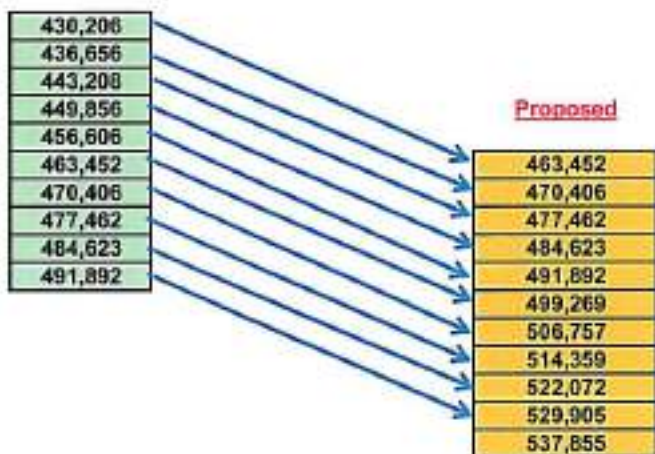
Pharmacists, who were Senior or Principal Pharmacists (salary levels 8 and 9) pre-OSD, and who occupied a post where it was required to formally supervise more than one post of Pharmacist (pre-OSD), are eligible for translation to the OSD post Pharmacy Supervisor



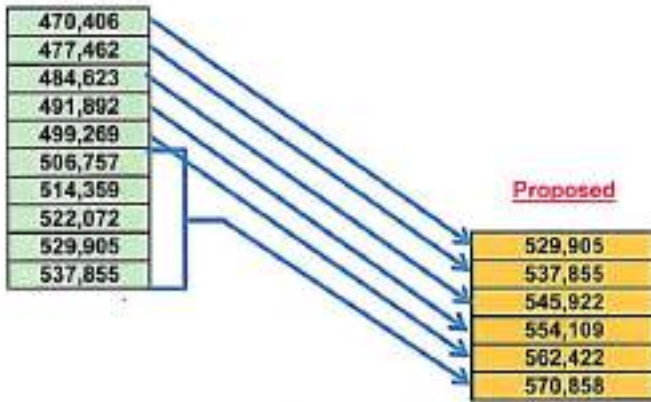
**Pharmacy
Supervisor**



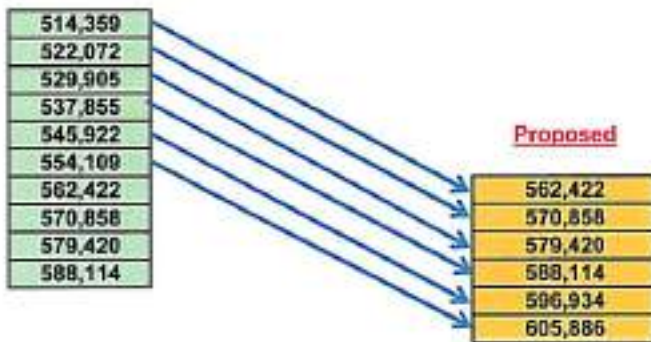
**Asst Man
Pharmaceutical
Services**



**Dep Man
Pharmaceutical
Services**



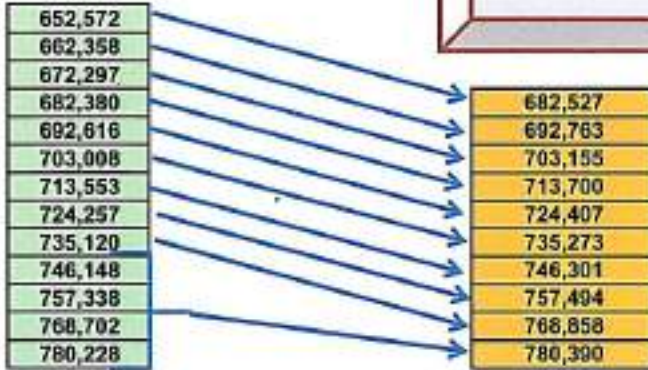
**Manager
Pharmaceutical
Services**



Dir: Pharmaceutical services (SMS) or equivalent

Senior Manager:
Pharmaceutical Services (OSD post)

SMS post is de-SMS'd wef 1 April 2010 - Post requirement that incumbent must be registered as Pharmacist with SACP, and must retain registration on a continuous basis



Clinical stream

Clinical Pharmacist

Grade 1

430,206
436,656
443,208
449,856
456,606
463,452
470,406
477,462

Grade 2

491,892
499,269
506,757
514,359
522,072
529,905
537,855

No Translation - stream not activated yet

Proposed

Grade 1

463,452
470,406
477,462
484,623
491,892

Grade 2

506,757
514,359
522,072
529,905
537,855

Policy stream

Pharmaceutical Policy Specialist

Grade 1

430,206
436,656
443,208
449,856
456,606
463,452
470,406
477,462

Grade 2

491,892
499,269
506,757
514,359
522,072
529,905
537,855

No Translation - stream not activated yet

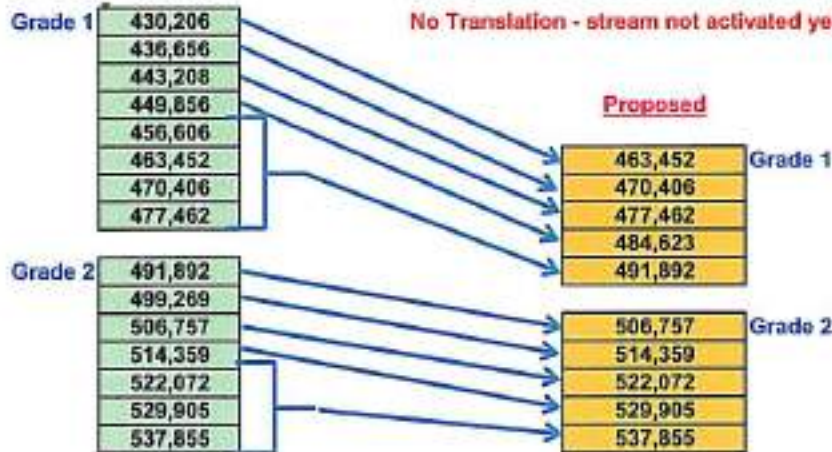
Proposed

Grade 1

463,452
470,406
477,462
484,623
491,892

Grade 2

506,757
514,359
522,072
529,905
537,855



Senior
Pharmaceutical
Policy
Specialist

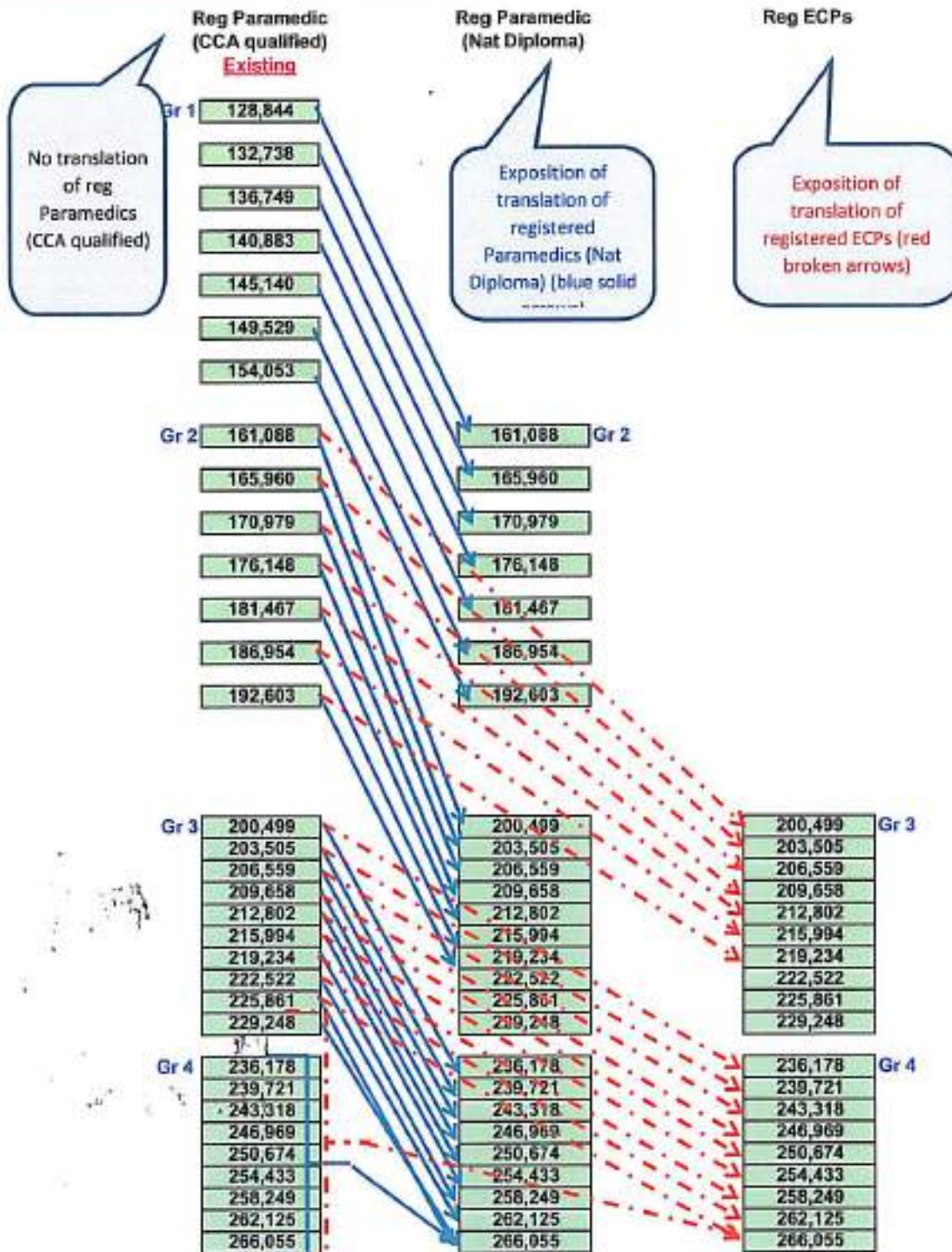
	<u>Proposed</u>
514,359	529,905
522,072	537,855
529,905	545,922
537,855	554,109
545,922	562,422
554,109	570,858
562,422	579,420
570,858	588,114
579,420	596,934
588,114	605,886

Paramedic

Minimum requirement for appointment: Registration as Paramedic or Emergency Care Practitioner (ECP)

Broadband
 Registered as Paramedic (CCA qualified) - Grades 1, 2, 3 and 4 apply (**UNCHANGED**)
 Registered as Paramedic (Nat Diploma) - Grades 2, 3 and 4 apply (**AMENDED**)
 Registered as Emergency Care Practitioner (B.Tech Degree or higher qualification) - only Grades 3 and 4 apply (**AMENDED**)

Please note that scales remain unchanged!!!



EMS Lecturer (Paramedic)

Minimum requirement for appointment: Registration as Paramedic or Emergency Care Practitioner (ECP)

Broadband

Registered as Paramedic (CCA qualified) - Grades 1, 2, 3 and 4 apply **(UNCHANGED)**

Registered as Paramedic (Nat Diploma) - Grades 2, 3 and 4 apply **(AMENDED)**

Registered as Emergency Care Practitioner (B.Tech Degree or higher qualification) - only Grades 3 and 4 apply **(AMENDED)**

Please note that scales remain unchanged!!!

